




This manual may contain typographical errors.  
Data and information are subject to  
change without notice

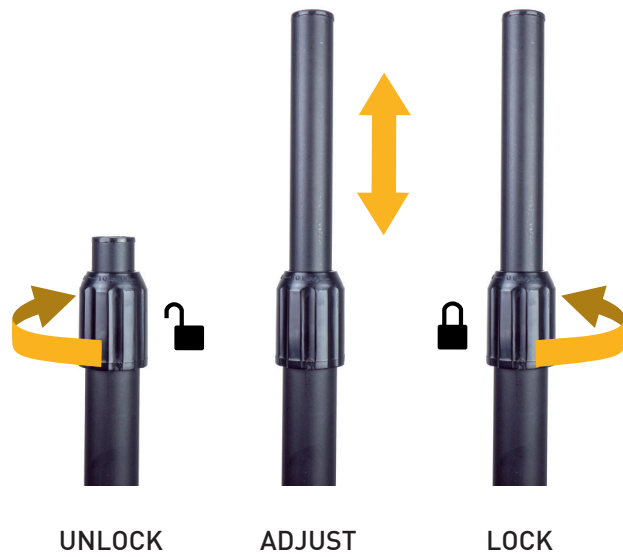
Steiner A/S  
Dyssen 3  
DK-8200 Aarhus N  
Phone: +45 87 52 52 12  
Fax: +45 87 52 52 15  
info@suprabeam.com  
www.suprabeam.com

**TRIPOD**


## SCREWS



## ADJUSTING HEIGHT



## MOUNTING W2r AND W4r



MOUNT THE MOUNTING PLATE WITH THE SCREW (B)



PLACE THE W2r/W4r ON THE MOUNTING PLATE

## MOUNTING W6r



SECURE THE W6r WITH THE SCREW (B)



SECURE THE W2r/W4r WITH THE SCREW (A)